










PRODUCT DESCRIPTION

| | |
|----------------------|-----------------|
| Power output S6 40% | 9.0 kW |
| Power output S1 100% | 5.0 kW |
| Rotation speed | to 40.000 rpm |
| Diameter | 105 mm |
| Spindlehousing | stainless steel |
| Spindle interface | Collet ER20 |

FEATURES

-  Modular spindle cartridge
-  Interchangeable mounting taper
-  Oil/Air mist lubrication
-  Hybrid-ceramic-bearings
-  Permanent grease lubricated bearings
-  Air seal
-  Liquid cooling
-  Motor temperature control



Available equipment:

Frequency converter, Cooling unit, Supply lines, Tool cooling system, Spindlebracket, Automatic Tool Changer, Collet chucks, Collets, Spindle Cartridge

TECHNICAL SPECIFICATIONS

Motor data

| | |
|-----------------------------|-----------|
| Motor type | asynchron |
| Number of pol's | 4 |
| Speed range (rpm) max. | 40.000 |
| Power output S1/S6 40% (kW) | 5.0 / 9.0 |
| Torque S1 / S6 40% (Nm) | 1.6 / 3.0 |
| Frequency range (Hz) max. | 1334 |
| Max. voltage (Volt) | 380 |
| Nominal current (Amp.) | 13 |
| Maximum current (Amp.) | 20 |

Bearing data

| | |
|-------------------------------|------------------|
| Bearings | ceramic - hybrid |
| Lubrication | grease |
| Temperature protection | - |
| Recommended air seal (bar) | 1 - 2 |
| Air seal requirements (l/min) | 80 |

Shaft data

| | |
|--------------------------------|-------|
| Run-out accuracy | |
| - Axial eccentricity (µm) | < 1 |
| - Spindle taper (µm) | < 2 |
| Balance quality | G 0.4 |
| Vibration (mm/s) | < 1 |
| Static axial stiffness (N/µm) | 21 |
| Static radial stiffness (N/µm) | 38 |

Tooling

| | |
|--|------|
| Spindle interface | ER20 |
| Tool clamping / release pressure (bar) | - |
| Taper cleaning pres. (bar) | - |
| Max. Tool diameter (mm) | 13 |

ATC control

| | |
|----------------------|---|
| Number of sensors | - |
| Type of sensors | - |
| Controlled positions | |
| - tool clamped | - |
| - tool unclamped | - |
| - clamped no tool | - |

Spindle cooling

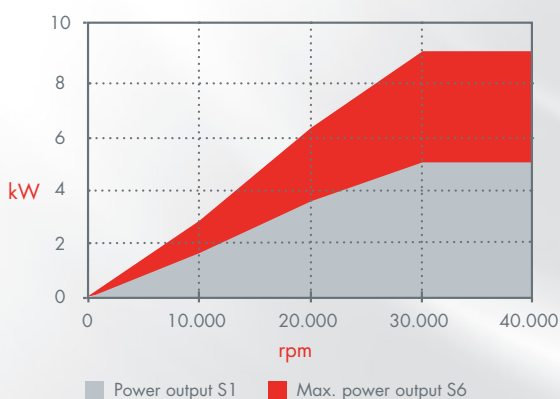
| | |
|-----------------------------|--------------|
| Recommended coolant | liquid water |
| Cooling requirements (kW) | 0.8 - 1.5 |
| Coolant temperature (° C) | 20 ± 2 |
| Max. coolant pressure (bar) | 3 |

Connections

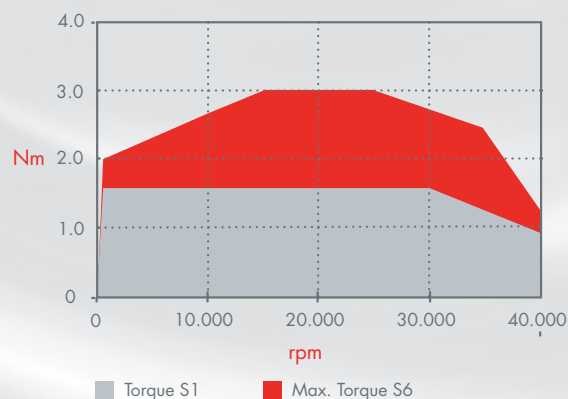
| | |
|------------------------|--|
| Power connection | 9 - pol |
| ATC control | - |
| Encoder / Speed sensor | - |
| Coolant | Self locking connector 2 x Ø 10mm (1/8") |
| Air seal | Self locking connector 1 x Ø 6mm (1/8") |
| ATC | - |
| Taper air purge | - |
| Coolant mist system | Connection plug male (1/4") |

| | |
|-----------------------|--------------------------|
| Spindle diameter (mm) | 105 mm |
| Spindle arretation | - taper cone - flange |
| Weight (kg) | 12.0 |

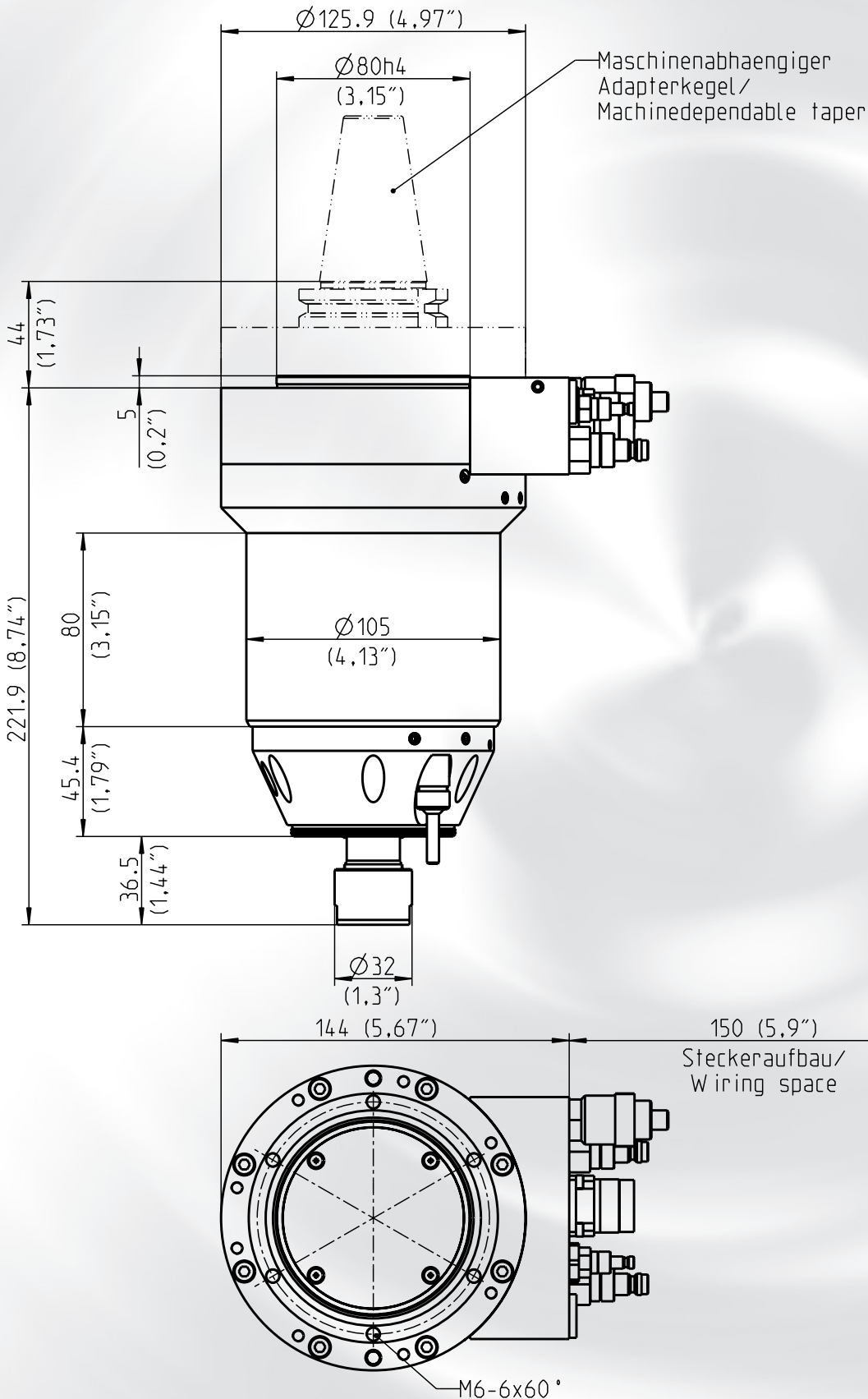
Power diagramm



Torque diagram



MAßZEICHNUNG
DIMENSIONAL DRAWING



Spindelanschlüsse Spindle connections

- 1 Leistungsstecker 9-pol
Power connection 9-pin
- 2 Stecker Werkzeugüberwachung /
ATC control plug
Nicht vorhanden / not available
- 3 Minimalmengensprühanschluss
Coolant mist system connection
- 4 Kegelreinigungsanschluss
Taper air purge connection
Nicht vorhanden / not available
- 5 Kühlmittelanschluss Vorlauf
Coolant connection forward flow
- 6 Kühlmittelanschluss Rücklauf
Coolant connection return flow
- 7 Sperrluftanschluss
Air seal connection
- 8 Werkzeugwechselanschluss
Tool change connection
Nicht vorhanden / not available

